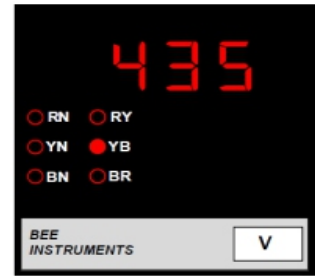


RDMA3596963W



RDMV3596963W



RDMV3596964W

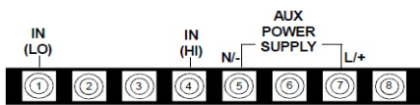
Model	Input		Range	Auxiliary Power Supply		Digits				Display Digit Height	
				110/ 220 VAC	24/48/ 110/ 220 VDC	0.5	1	2	3½	0.56"/ 14.2mm	0.8"/ 20mm
RDMT204896/ RDMT209696	DC	TAP POSITION	4 - 20mA DC from Transducer to Display "01 for 4mA DC" and "02 to 99 for 20mA DC	-	✓	-	-	✓	-	✓	-
RDMA3596963W	AC	A - 3Phase	1A or 5A(any one only)	✓	✓	-	✓	-	✓	✓	✓
RDMV3596963W		V - 3Phase 2Element 3Wire	63.5, 110, 230, 440 or 750V (any one only)	✓	✓	-	✓	-	✓	✓	✓
RDMV3596964W		V - 3Phase 2Element 4Wire	63.5, 110, 230, 440 or 750V (any one only)	✓	✓	-	✓	-	✓	✓	✓

Dimensions(mm)

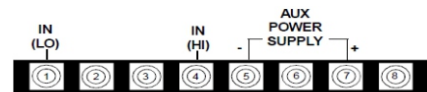
Model	RDMV354896H/ RDMV354896TH	RDMT204896	RDMV3596963W/ RDMTV3596963W	RDMT209696/ RDMV3596963W/ RDMV3596963W/ RDMV3596964W
Front	48 X 96	48 X 96	96 X 96	96 X 96
Depth (Behind Bezel)	110	135	110	135
Panel Cut-Out	44(+0.5,-0.0) X 92(+0.8,-0.0)	44(+0.5,-0.0) X 92(+0.8,-0.0)	92(+0.5,-0.0) X 92(+0.8,-0.0)	92(+0.5,-0.0) X 92(+0.8,-0.0)

Ordering Information : Model, Input Range,CTR / PTR, Scale Display,Data Hold (Optional), Aux. Supply, Accuracy Class & Display Height

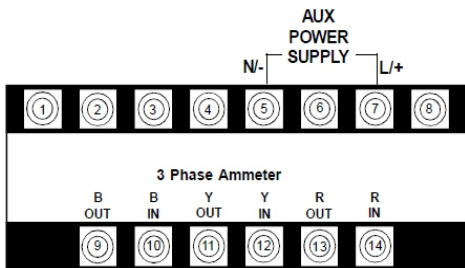
Terminal Connection



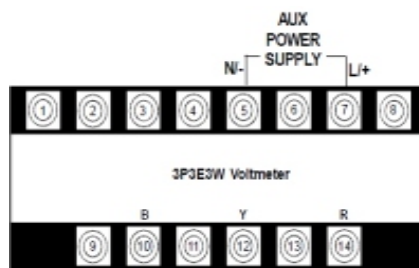
RDRDMV3548963W/RDMV3596963W
RDMTV3548963W/RDMTV3596963W



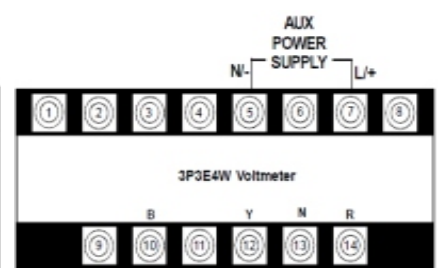
RDMT204896/
RDMT209696



RDMA3596963W



RDMV3596963W



RDMV3596964W